

Gateway-based Interoperability for DLT

Guzman Llambias ¹, Bruno Bradach ², Juan Nogueira ², Laura González ², and Raúl Ruggia ²

¹Universidad de la República

²Affiliation not available

October 30, 2023

Abstract

Blockchain is a distributed ledger technology (DLT) to manage data in a decentralised way. During the last years, interoperability has become one of the main challenges within blockchain research as blockchains increasingly require integration between each other. Indeed, blockchains work by design in silos of information as interoperability is not a native feature. The main efforts in the field are focused on blockchains, such as Bitcoin and Ethereum. However, interoperability in DLT remains as an almost untouched area of work as they introduce additional requirements focusing on privacy and identity. Although there are some interoperability solutions for DLT, they are either high-level design proposals not providing concrete implementations or focus on interoperability issues between business applications and blockchain platforms. In this paper we propose a gateway-based platform-to-platform interoperability solution for DLT, which comprises a detailed solution design and a reference implementation. The proposal was assessed through the development of a social security case scenario and the evaluation through two interoperability frameworks. A reference implementation was built using two DLT: Hyperledger Fabric and Corda. The experimental results shows that it is possible to achieve technical interoperability between two heterogeneous DLT platforms using a gateway-based interoperability solution, relaxing decentralisation, data privacy, identity and authorisation management properties.

Gateway-based Interoperability for DLT

Guzmán Llambías^{1,2}, Bruno Bradach¹, Juan Nogueira¹,
Laura González¹, Raúl Ruggia¹

¹Facultad de Ingeniería, Universidad de la República, Montevideo, Uruguay

²Pyxis, Montevideo, Uruguay

*{gllambi, bruno.bradach, juan.nogueira, lauragon,ruggia}@fing.edu.uy¹
guzman.llambias@pyxis.com.uy²}*

Abstract

Blockchain is a distributed ledger technology (DLT) to manage data in a decentralised way. During the last years, interoperability has become one of the main challenges within blockchain research as blockchains increasingly require integration between each other. Indeed, blockchains work by design in silos of information as interoperability is not a native feature. The main efforts in the field are focused on blockchains, such as Bitcoin and Ethereum. However, interoperability in DLT remains as an almost untouched area of work as they introduce additional requirements focusing on privacy and identity. Although there are some interoperability solutions for DLT, they are either high-level design proposals not providing concrete implementations or focus on interoperability issues between business applications and blockchain platforms. In this paper we propose a gateway-based platform-to-platform interoperability solution for DLT, which comprises a detailed solution design and a reference implementation. The proposal was assessed through the development of a social security case scenario and the evaluation through two interoperability frameworks. A reference implementation was built using two DLT: Hyperledger Fabric and Corda. The experimental results shows that it is possible to achieve technical interoperability between two heterogeneous DLT platforms using a gateway-based interoperability solution, relaxing decentralisation, data privacy, identity and authorisation management properties.

Keywords: distributed ledger technology, blockchain, interoperability, cross-chain transactions

1 Introduction

Blockchain is a distributed ledger technology (DLT) to manage data in a decentralised way. Bitcoin, its first application, had the purpose to provide a software infrastructure for decentralised payments on untrusted environments [1]. Bitcoin led the first generation of blockchains, which provides user anonymity, data immutability and transparency over a decentralised network of untrusted participants. Trust is achieved by following rules defined by consensus protocols that guarantee and define how transactions are reliably registered into the ledger, avoiding the misbehaviour of malicious participants. A second generation of blockchains, led by Ethereum [2], added support for Turing complete scripting capabilities and state management, that enabled and provided support for new use cases besides cryptocurrency exchange and transfer (e.g. art sale). More recently, organisations started building consortiums and using blockchain technology to improve their business processes, leading to enterprise blockchains [3]. These blockchains have additional requirements (e.g. data privacy and user identification) which were not supported by the original design features provided by Bitcoin and Ethereum. In fact, they needed to be closed and permissioned as opposed to the later, which are open and unrestricted, allowing users to have full access to the ledger, participate on the consensus protocol and record transactions. As a consequence, a new generation of distributed ledger technology emerged to fulfill these requirements (e.g. Hyperledger Fabric [4] and Corda [5]). These new DLT use different ledger structures in opposition to pure blockchain ledgers. Furthermore, they require users to be identified and granted permissions in order to have access to the ledger or participate

in the consensus protocol as opposed to blockchains¹.

Besides all this, DLT work as information silos by design as interoperability is not a native feature, but current scenarios require DLT to interoperate between each other [6–8]. In the last years, many blockchain interoperability solutions were proposed to solve challenges related to asset exchange and asset transfer (e.g. cryptocurrency exchange or transfer) [6]. Nevertheless, DLT interoperability remains a challenge as it has specific requirements (e.g. data exchange) [3, 9] and few solutions were proposed in the area [3, 10–12]. These solutions focus on interoperability issues between business applications and DLT, leaving out of scope platform-to-platform interoperability. In addition, Hardjono et al. [13] and Hardjono [14] proposed theoretical approaches for a gateway-based interoperability solution that promise platform-to-platform interoperability. However, authors do not provide a detailed design nor practical experimentation. To the best of our knowledge, no other work addressed these elements for gateway-based solutions for platform-to-platform interoperability between DLT.

This work is a substantially extended and thoroughly revised version of Bradach et al. [15]. Additional material includes a generalisation to DLT interoperability, the evaluation of the proposed solution using two interoperability frameworks, more details about the experimentation and an extended background.

This paper is positioned in the area of information systems integration, more precisely, on DLT interoperability. In particular, our paper focuses on the challenge suggested by Belchior et al. [6] with respect to shorten “the gap between theory and practice, including the lack of standardisation and implementations”. This paper also provides a preliminary work to the challenge presented by Llambías et al. [16] to achieve interoperability between DLT.

The rest of the paper is organized as follows. Section 2 provides background concepts and Section 3 describes a social security interoperability scenario. Section 4 presents the detailed design of the proposal. Section 5 describes how the proposal was assessed through the implementation of a prototype, the development of a case scenario and the evaluation using two interoperability frameworks. Section 6 analyses related work. Finally, section 7 presents conclusions and future work.

2 Background

This section presents background concepts required for the comprehension of this work.

2.1 Blockchain concepts

According to Xu et al. [17] a distributed ledger is a distributed storage across a network of machines that stores transactions in an append-only mode. Once a transaction is registered into the ledger, it cannot be updated nor deleted. These authors also define blockchain as a distributed ledger structured as an ordered linked list of blocks, each one containing a set of transactions. Each block is linked to its predecessor block by cryptographic hashes that assure the security of the link (each block contains the hash of the previous block). Block data cannot be changed without breaking the link, providing in practice, data immutability to the blockchain. The first block is called genesis block. Fig. 1 illustrates a general blockchain structure.

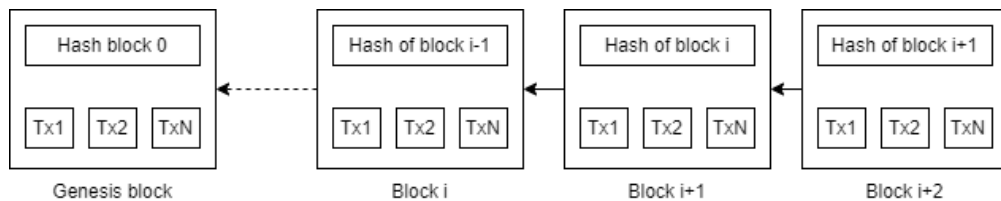


Figure 1: Blockchain data structure [18]

Distributed Ledger Technologies (DLT) provides the technological layer to operate and use distributed ledgers [19]. Blockchain platforms are a specialisation of DLT that enables the operation and usage of blockchains. They both provide the software and hardware required to run a node or any other software required to have access to the ledger. Bitcoin and Ethereum are two examples of blockchain platforms as they model the ledger as a blockchain. Corda and Hyperledger Fabric are two examples of DLT that use other ledger structures besides blockchain. In particular, Hyperledger Fabric’s defines the concept of channel, where each channel has it’s own ledger that follows the blockchain structure. Users that participate on a channel, may not necessary participate on other channels. On the other hand, Corda follows a Direct

¹A blockchain is a distributed ledger and a distributed ledger is not necessary a blockchain. Despite this, the rest of the paper uses these terms interchangeably as they share common characteristics.

Acyclic Graph (DAG) structure where each node of the graph is a transaction and each transaction depends on the output of one or more previous transactions. Unlike Hyperledger Fabric, transactions in Corda are not grouped in blocks. Fig. 2 depicts these examples.

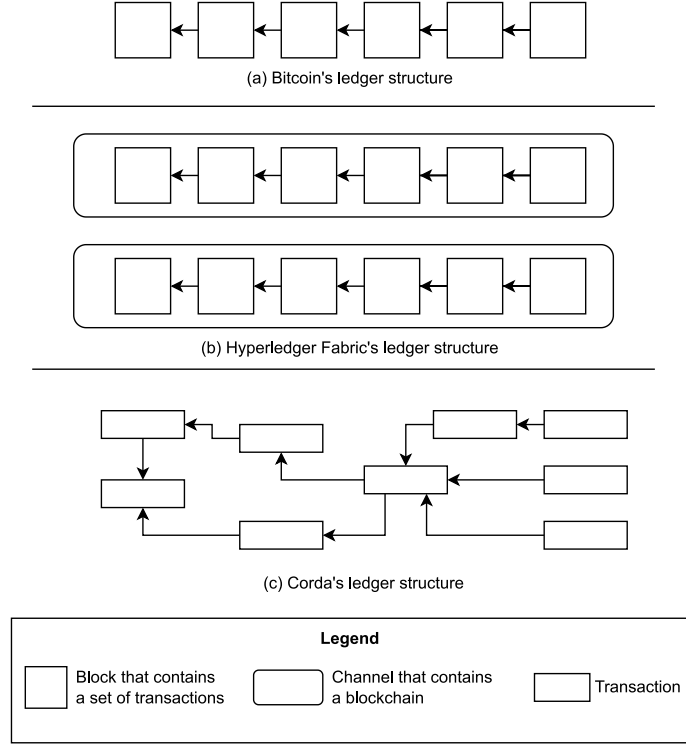


Figure 2: Distributed ledger structures

Smart contracts are scripts deployed on the blockchain that are triggered by transactions on an autonomous way by any participant node. They can hold and transfer digital assets or invoke other smart contracts stored on the blockchain. Smart contracts only use data that is stored in the blockchain ledger or obtained from special external entities called Oracles. Smart contracts code is deterministic and immutable once deployed [17].

A blockchain provides the following non-functional properties once a transaction is registered in the ledger:

1. immutability: once data are registered on the ledger, they cannot be changed or deleted.
2. non-repudiation: every user must sign the transactions before sending them to the blockchain, which assures the non-repudiation property.
3. decentralised: the blockchain storage and execution can be performed by any participant of the network.

Other non-functional properties may be available depending on the type of the blockchain: public, private or a consortium.

Public blockchains are a type of blockchain where users have full access to the ledger, participate in the consensus protocol and record transactions without restrictions. Users are pseudo-anonymous (participants use a pseudonym instead of their true identity) and there are no regulation rules to be followed. These blockchains are open and all participants may have a copy of the ledger. Bitcoin and Ethereum are two examples of public blockchains [18].

Private blockchains on the other hand are closed, used by a single organisation and only the organisation's users have access to the ledger, participate in the consensus protocol or record transactions. They have a high degree of trust in their participants, who need to be identified in order to participate in the network. Transactions carried out in the blockchain may be confidential and restricted for non-desired users. This more trusted environment enables these blockchains to use less reliable consensus protocols than public blockchains and provides them with higher transaction throughput [18].

Consortium blockchains are very similar to private blockchains, except that they are governed by a set of organisations [18].

Blockchains can be permissioned or permissionless. On permissionless blockchains users have full access to the ledger, participate in the consensus protocol and record transactions without restrictions. On the other hand, on permissioned blockchains users are restricted and need permissions to have access to the ledger as well as to participate on the consensus protocol. Access to the ledger may also be restricted to read or write access [18]. Generally, public blockchains are permissionless and private/consortium blockchains are permissioned. However, there are some particular cases (e.g. Sovrin²) which are public and permissioned.

2.2 Blockchain interoperability

According to Belchior et al. [6], blockchain interoperability involves a source blockchain network that initiates a transaction on its local ledger which must be executed on a target blockchain. Transactions that span the domain of a blockchain platform into another blockchain platform are called cross-chain transactions. Cross-chain transactions use cross-chain communication protocols in order to communicate blockchains.

Besides this definition, blockchain interoperability may also involve business applications that need to communicate with one or more blockchain platforms as well as a blockchain platform that needs to communicate with an external business application. Fig. 3 illustrates these concepts, within an example having two business applications (A and B) and two blockchain platforms (A and B). In particular, business application A needs to interoperate with the two blockchain platforms (A and B) to read or write the ledger or to invoke a smart contract (a). On the other hand, blockchain platform A may need to interoperate with blockchain platform B to also read, write or invoke a smart contract (b). Finally, blockchain platform B may need to interoperate with business application B to send information or read external data (c).

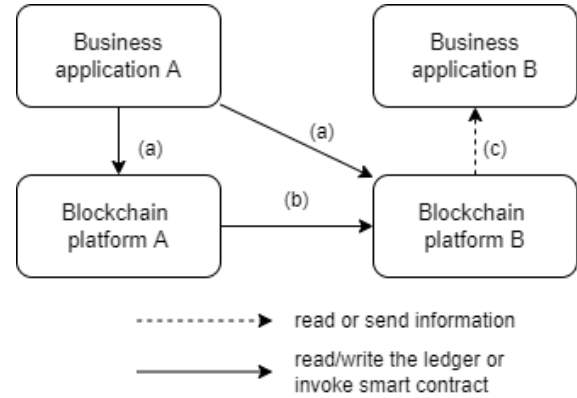


Figure 3: Blockchain interoperability types: (a) Business application needs to interoperate with one or more blockchain platforms; (b) Blockchain platforms needs to interoperate with one or more blockchain platforms; (c) Blockchain platforms needs to interoperate with one or more business applications.

Blockchain interoperability may involve homogeneous blockchains, that share the same constructs and technological primitives (e.g. blockchains based on the Ethereum Virtual Machine) or heterogeneous blockchains, which are completely different in structure, behaviour and technical primitives (e.g. Ethereum and Bitcoin). As blockchains can be permissionless or permissioned, different interoperability requirements need to be fulfilled regarding identity, authorisation, confidentiality and governance.

Blockchain networks are silos of information self governed not designed with interoperability in mind. In a blockchain context, interoperability defers from traditional interoperability requirements of information systems, where message format and communication protocols are usually enough to achieve interoperability (e.g. using SOAP web services). Semantic understanding, verification and validation of the exchanged data are requirements in this context [8]. Abebe et al. [3] provides a suitable definition of blockchain interoperability including technical and semantic requirements. They define blockchain interoperability “as the semantic dependence between distinct ledgers for the purpose of transferring or exchanging data or value, with assurances of validity or verifiability”.

As aforementioned, our work focuses on platform-to-platform blockchain interoperability and in next sections the term blockchain interoperability is used to refer to this type of interoperability.

2.3 Blockchain interoperability modes

Blockchain interoperability may involve the exchange and transfer of two types of artefacts: data and assets [20]. Data are raw bytes formatted as strings that represent a piece of information. Data artefacts work at the technical layer and can be copied from a source blockchain to a target blockchain. On the other hand, assets are a type of artefact that have a technical representation, but also have a semantic value. Assets may be fungible or non-fungible. Fungible assets share the same type and value between each other and are interchangeable. Cryptocurrencies like Bitcoin, are an example of fungible asset. Non-fungible assets (also known as non-fungible tokens) are unique, indivisible, have an owner, are not interchangeable and it

²<https://sovrin.org/>

is possible to prove their scarcity. Non-fungible assets may or may not be linked to a physical entity. In case they are, they may be called a digital twin. Considering their properties, non-fungible assets should not be copied between blockchains. Instead, non-fungible assets are transferred or exchanged. Two popular examples of non-fungible assets from the art domain are Crypto Punks³ and Bored Ape Yacht Club⁴.

Considering the previous definitions, blockchain interoperability may involve three modes: data transfer, asset exchange and asset transfer [20].

The data transfer mode is presented graphically in Fig. 4, where data from a source blockchain is copied to a target blockchain.

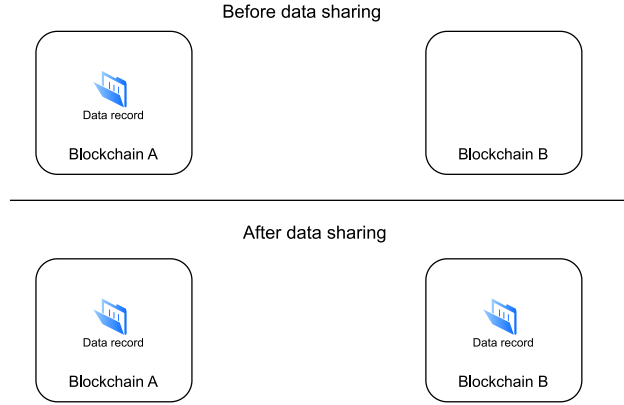


Figure 4: Blockchain interoperability mode: data transfer

Asset transfer involves an asset that belongs to a user and must be moved from a source blockchain to a target blockchain. The asset must be burned or locked on the source blockchain and a semantic equivalent asset must be generated or minted and assigned to a new user on the target blockchain. The target blockchain must assure that the asset was burned/locked on the source blockchain before minting the new asset. An example of asset transfer is provided by Polygon PoS Bridge to transfer assets from Ethereum blockchain to Polygon blockchain. For example, Ethers are locked on Ethereum and a semantic equivalent value of MATIC (Polygon cryptocurrency) is minted on Polygon. Fig. 5 depicts the asset transfer mode.

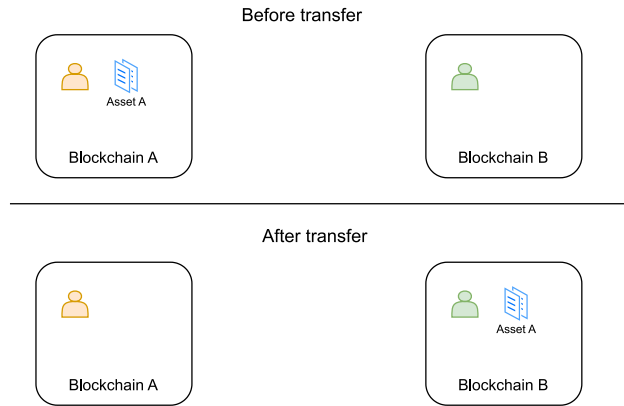


Figure 5: Blockchain interoperability mode: asset transfer

Finally, the asset exchange mode involves two users U_1 and U_2 that want to exchange two assets they hold on two different blockchains. Both users participate in both blockchains. This mode requires two operations to be atomically made on each blockchain. The first operation must do a local transfer of asset A on blockchain A from user U_1 to user U_2 . The second operation must do a local transfer of asset B on blockchain B from user U_2 to user U_1 . If these two operations are not executed atomically, only one transfer may occur, leaving one user with both assets. This mode is depicted on Fig. 6. An example of asset exchange is the exchange of cryptocurrencies allowed by decentralised exchanges like the Komodo Platform⁵.

These three interoperability modes are hard to achieve, as stated on the data accept and access problem presented by Pillai et al. [21]. This problem defines technical and practical limitations to accept or access data

³<https://www.larvalabs.com/cryptopunks>

⁴<https://boredapeyachtclub.com/>

⁵<https://komodoplatform.com/en/>

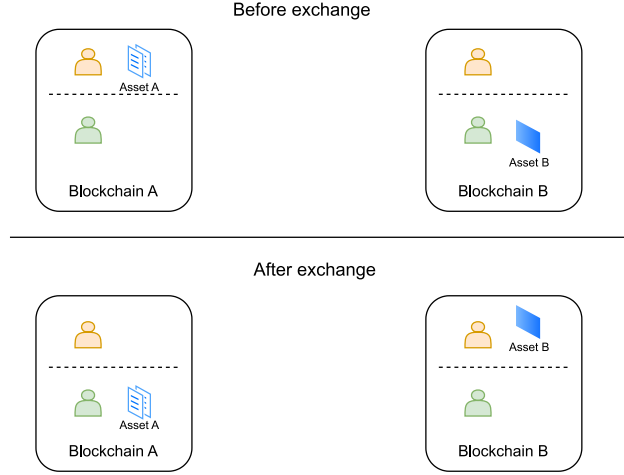


Figure 6: Blockchain interoperability mode: asset exchange

between blockchains. Technical limitations arise as blockchains are isolated systems that follow consensus protocols between their participants to define the current state of the ledger. Assets and data are created and exist only within the blockchain system. Therefore, accepting data or assets from a source blockchain, implies that the target blockchain must achieve consensus with the source blockchain. In other words, the target blockchain must have access to the source blockchain ledger and validate its content to accept the incoming data/asset. On the other hand, practical limitations arise to access data from external sources. The decentralised nature of blockchains requires that all participants reach consensus about the state of the ledger. If participants need to fetch data from an external source, secure integration protocols must be used to prevent receiving different results (given the dynamic nature of external data) that may interfere with the consensus protocol.

2.4 Blockchain interoperability solutions

This section presents blockchain interoperability solutions following the classification presented by Belchior et al. [6].

2.4.1 Notary scheme

Notary scheme is a trusted third party solution that comprises an entity called notary, which monitors multiple blockchains and reacts upon events triggering cross-chain transactions on other blockchain [6]. Blockchain networks trust the third party and do not require proofs or further cross-chain validation. Central exchanges are the most popular type of Notary Scheme and provide users a way to exchange cryptocurrencies between different blockchain platforms.

2.4.2 Sidechain/relays

Sidechains enable interoperability between two blockchains, a main chain and a secondary chain (or sidechain), which is an extension of the first one. Communication between the main chain and sidechain can be one-way (i.e. the main chain sends information to the sidechain) or bi-directional, two-way peg [6] (i.e. both blockchains communicate with each other). An example of a two-way peg is the Liquid Network: a sidechain of Bitcoin [22].

Sidechains communications require a cross-chain protocol and a relay. The relay is a piece of software hosted on the sidechain that verifies the validity of cross-chain transactions that are received by the sidechain following the consensus rules of the main chain. The BTC Relay is an example of relay [23].

2.4.3 Atomic Swaps/Hash Time Lock Contracts

Hash Time Lock Contracts is the combination of time locks [24] and hash locks [25] used to implement atomic exchanges between two different blockchains. Atomic swaps is the most reliable solution for asset exchange between parties with zero trust. However, one drawback is the long wait needed in order to release the timelocks. In some scenarios like the cryptocurrency exchange, these waits may be an issue, considering the fast volatility of cryptocurrency value [7].

2.4.4 Trusted relays

Trusted relays are trusted parties hosted aside each blockchain platform that enable interoperability between them. Requests received at the source blockchain’s trusted relay are redirected to the target blockchain’s trusted relay and after validation, redirected to the target blockchain. In case the operation is a request-response interaction, response messages are sent to the target trusted relay that secures the response and redirects it to the source trusted relay, which validates the message according to the target blockchain consensus protocol [6]. Arbitrary end-user business logic can be implemented inside of the trusted relay in order to build complex orchestrations among multiple blockchain platforms. Hyperledger Cactus is an example of trusted relay [11].

2.4.5 Blockchain of blockchains

Blockchain of Blockchains is a generalisation of the Sidechain/Relay solution, comprising a main chain and multiple sidechains collaborating with each other. It provides a framework for reusable data, networking, consensus, incentive and contract layers to integrate the sidechains between each other using the main chain [6] [7]. When a sidechain needs to send a transaction to another sidechain, it uses the main chain as a routing mechanism and as the consensus layer. Blockchain of blockchains is a trustless solution but at the cost of a high complexity. Cosmos [26] and Polkadot [27] are two examples of this type of solution.

2.5 Levels of Conceptual Interoperability Model for Blockchain

Tolk and Muguira proposed in 2003 a framework called Levels of Conceptual Interoperability Model (LCIM) [28], to evaluate the levels of interoperability software systems can achieve. This model was later on extended and nowadays has seven levels of interoperability. This model has been applied to several domains (e.g. health, multi-agent systems systems) [29,30], where each level defines the capabilities a software must have and which type of interoperability achieves. Fig. 7 depicts a graphical representation of the LCIM model. The lowest levels of the model refer to none or little interoperability, while the top levels refer to the highest level of interoperability a software system may achieve. Level 1 of the model requires software systems to exchange raw data between them (e.g. bits over the network). Level 2 states that systems exchange data with structure where a message format is used (e.g. SOAP message format [31]). In Level 3, software systems exchange messages and they understand the meaning of them. In Level 4, software systems are aware of the purpose and context of why messages are exchanged. At level 5, interoperating software systems share a common state model that defines the behaviour of each system. A change in the model may trigger changes in the behaviour of one or more systems. Finally, in level 6, software systems have a complete understanding of data models, concepts and assumptions while they are exchanging messages. At this level, process were standardised and software systems share a common goal. As a result, organisations are conceptually interoperable.

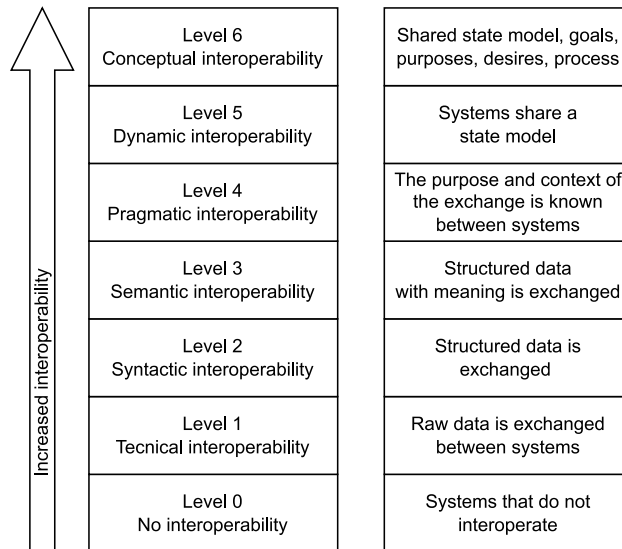


Figure 7: Levels of Conceptual Interoperability Model (adapted from [30])

Later on, Pillai et al. [32] extended the LCIM model and proposed an extension for blockchain based systems. The proposed extension considered only five levels. Level 6 was discarded as the authors stated

that is not achievable that one blockchain dynamically exchange messages with another blockchain, as this behaviour may interfere with the consensus process and arrive at different results.

The extended model defines Level 1 at the technical level, where blockchain platforms share network communication protocols. Level 2 specifies that blockchain platforms share the same data structure (e.g. blocks and transaction format), although the value they carry is not necessary the same. For example, the value of Ethereum assets will not be recognised by Ethereum Classic [33] and vice versa. At these two levels, blockchain platforms relies on third-party entities to enable the exchange of messages between them, as they do not provide native capabilities to achieve this task. The protocol used by this exchange needs to provide solutions to the data access and acceptance problem described in Section 2.3. The following upper levels relies on integration services (native to the blockchain platform) that enables asset transfer, asset exchange and data sharing following the consensus protocol rules of each blockchain. At level 3, blockchain platforms share an understanding of the value they are exchanging. Level 4 is achieved when multiple blockchain platforms are involved after the execution of a function on another blockchain platform. For example, to allow different blockchains to exchange message through a gateway. Finally, at Level 5, changes on a source blockchain platform triggers changes on a target blockchain platform, where blockchain platforms are aware and understand state changes between them.

2.6 Cross-blockchain integration design decision framework

Pillai et al. proposed a cross-blockchain integration design decision framework (CBIDD) to choose the most suitable interoperability solution considering security assumptions [21]. The proposed framework is depicted in Fig. 8, has five stages and was designed to help stakeholders to design the most suitable interoperability solution. The first stage requires the stakeholders to identify the value type of the integration. The value type can be a crypto-coin (e.g. Bitcoin), a crypto asset (e.g. fungible asset) or data (e.g. social security data of a citizen). Stage 2 defines the integration goal and can be one of the interoperability modes presented in Section 2.3: data exchange, asset transfer or asset exchange. The crypto-coin value type can only be used with the asset exchange interoperability mode, while the data value type can only be used with data exchange. Crypto-assets can be combined with asset transfer and exchange. Step 3 identifies the integration approach that can be centralised or decentralised. On the centralised approach only one entity operates the integration process, while on the decentralised approach there exists a set of entities that controls it. Stage 4 identifies the integration mode to apply, where the stakeholder can choose between direct, third party, bridge, connector and others. Direct integration relies on the Relays described in Section 2.4. Third party mode relies on the Notary Scheme solution. The Bridge integration mode includes Trusted Relays, while the connector mode refers to the Blockchain of Blockchains interoperability solution. Other modes include Oracles and APIs as an integration mode. Finally, stage 5 defines the integration protocol to address the data accept problem presented in Section 2.3. The integration protocols available are atomic swaps, lock/unlock, burn/mint and others. Atomic swaps is described in Section 2.4. Lock/unlock protocol requires a temporal asset transfer from a source blockchain to a target blockchain, with the assurance that the asset can return back to the source blockchain. During the temporal transfer, the asset is locked on the source blockchain and no changes can be applied to it. The burn/mint protocol defines a permanent transfer of value from a source blockchain to a target blockchain. As a result, the asset is destroyed (burned) on the source blockchain. Other options include custom protocols for message exchange, like IBC [34].

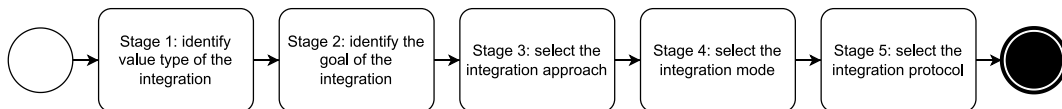


Figure 8: Cross-blockchain integration design decision framework (adapted from [21])

3 Interoperability motivational scenario

This section presents a social security motivational scenario, considering two organisations that already use blockchain and need to interoperate between each other using the data transfer mode.

3.1 General description

Social security organisations from different countries frequently exchange information about citizens regarding working years or life status. This information exchange is required in situations where people have worked in one country but decided to receive their retirement income in another country.

When a country needs social security information, it must generate a request to the corresponding country and wait for the response. According to agreements between countries, requests of information must be fulfilled before a specified due date. In this context, it is common to misunderstand the exact due date in which responses need to be sent. Fig. 9 shows a graphic representation of the scenario, considering Mercosur and the European Union as two consortiums with their own blockchains as example. The two regional organisations agreed to interoperate their blockchains in order to have a unique source of truth regarding due dates.

Every time a country from Mercosur sends an off-chain request of data to an European country, it generates an on-chain transaction and saves the requestID with its request date and message hash on its own blockchain (Mercosur). This on-chain transaction generates a cross-chain transaction to the other country's blockchain saving the requestID, message hash and request date. The target country sends an off-chain response and generates an on-chain transaction on its own (European Union) blockchain that saves the requestID, response date and response message hash. This on-chain transaction generates a cross-chain transaction having the Mercosur blockchain as destination. After receiving the cross-chain transaction, the Mercosur blockchain saves the cross-chain transaction data (requestID, message hash) on its own ledger.

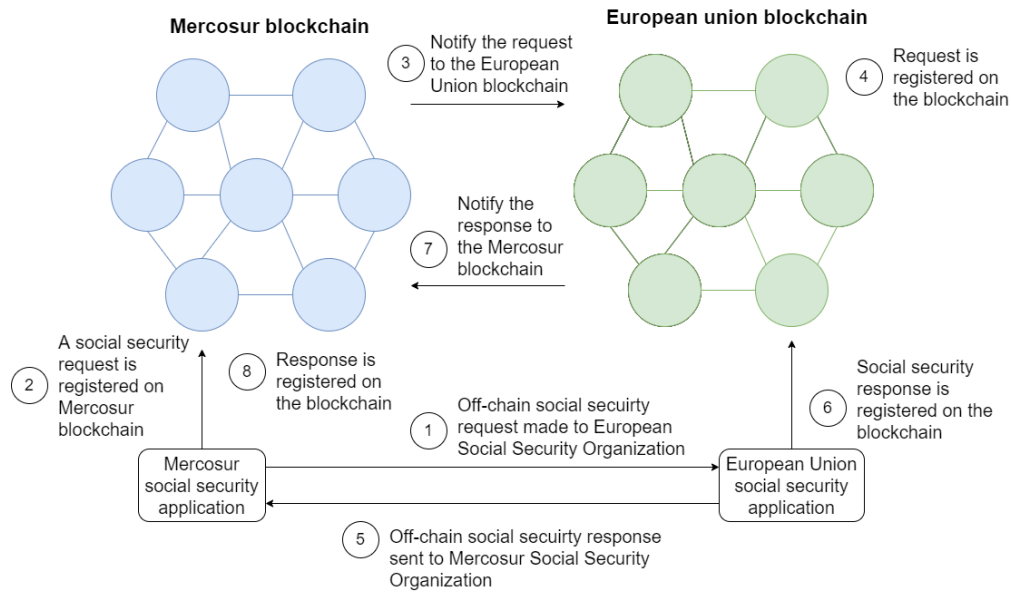


Figure 9: DLT interoperability in a social security scenario

3.2 Interoperability requirements

This section presents the functional requirements of the motivational scenario.

The business application of each country can submit a request for information to another country (off-chain transaction). For each request of information, a blockchain transaction must be registered on each blockchain with the following data: GUUID of the request, country that makes the request, destination country of the request, date of the submitted request, expected date of the response and hash of the off-chain message request.

The business application of each country can submit a response to another country (off-chain transaction). For each response of information, a blockchain transaction must be registered on each blockchain with the following data: GUUID of the correlated request message, date of the submitted response, hash of the off-chain message response.

Finally, every on-chain transaction related to a request/response of information registered on one blockchain, must have the corresponding on-chain transaction registered on the other blockchain.

4 DLT interoperability gateway

This section describes the proposal, including its guiding design principles, a high-level description as well as details of its main components, interactions and design principles compliance.

4.1 Design principles

Inspired by the work of Abebe et al. [3], the proposed DLT interoperability solution is guided by the following design principles:

- DLT heterogeneity: As DLT may have different architectures and are independent of each other, the solution design must support different types of integration alternatives.
- DLT independence: DLT may evolve independently of each other in order to provide new capabilities or improve them. Therefore, the solution must evolve as DLT evolve, but only involving DLT integration components (not others).
- Non invasive: Changing the source code of a DLT is not an easy task and may imply soft (e.g. Taproot on Bitcoin) or hard forks (e.g. Ethereum Classic fork), that need an intensive testing and quality assurance process. Therefore, the solution must avoid hard fork at all costs and is desirable to avoid soft forks as they must go through a governance process. In particular, in order to apply our solution in a immediate way, changes to the DLT must be avoided.
- Technology agnostic: In order to ease the integration, the solution must be agnostic of its underlying implementation technology (e.g. by using standard technologies and communications, as much as possible).

In addition, there are other relevant design principles for DLT interoperability that were considered to be part of the work, but were left out of the scope:

- Preserve DLT properties: The solution must keep the properties of the DLTs that integrates. Namely, it is not appropriated to provide a solution that does not keep data confidentiality when integrating DLT. Therefore, the solution must keep user identity management, data authorisation and data privacy.
- Decentralisation: The solution must avoid centralised services or trusted third parties in order to be a full decentralised solution. Having centralised or trusted parties does not comply with DLT decentralised nature.

4.2 General description

The proposed solution focuses on solving the technical interoperability between two DLT, following a gateway architecture inspired by the work presented by Hardjono et al. [13]. In particular, it is classified as a trusted relay solution. The gateway acts as a middleware between the DLT and translates the messages received from the source DLT to the target DLT. Its responsibility is to adapt communication protocols and apply message data format transformation.

As illustrated in Fig. 10, the gateway-based solution is composed of a router component and one connector for each of the involved DLT. Connectors communicate with the Router using a common data format and common communication protocols. Connectors communicate with the DLT using the native DLT data format and communication protocols. Common data format is later on presented in Section 4.5 in Table 1 and Table 2.

When a source DLT needs to send a cross-chain transaction to a destination DLT, it must generate a message and send it to the connector component. This component transforms the message to a common data format and redirects it to the router, that checks its destination and routes it to the corresponding connector of the target DLT. The target connector receives the message, transforms the message from the common data format to the target DLT specific data format. After this transformation, the connector sends the transformed message to the target DLT using its native communication protocol.

4.2.1 Connector component

The connector component has the responsibility of communicating the DLT with the router and solving two tasks: i) receive a DLT message, transform it to a common data format and redirect the common data format message to the Router component, and ii) receive a common data format message from the Router and send it to the DLT in its native data format and following its communication protocol.

Given the diversity of DLT, the solution allows to include one connector for each DLT. The connector is tightly coupled with the DLT and implements the integration logic to communicate with it. It provides a common interface to the Router, decoupling it from the specific DLT implementation details.

Connectors can be integrated with the DLT following two modes: passive and active mode [35]. In passive mode, the connector monitors the DLT and generates the necessary events. In active mode, the DLT explicitly sends messages to the connector component.

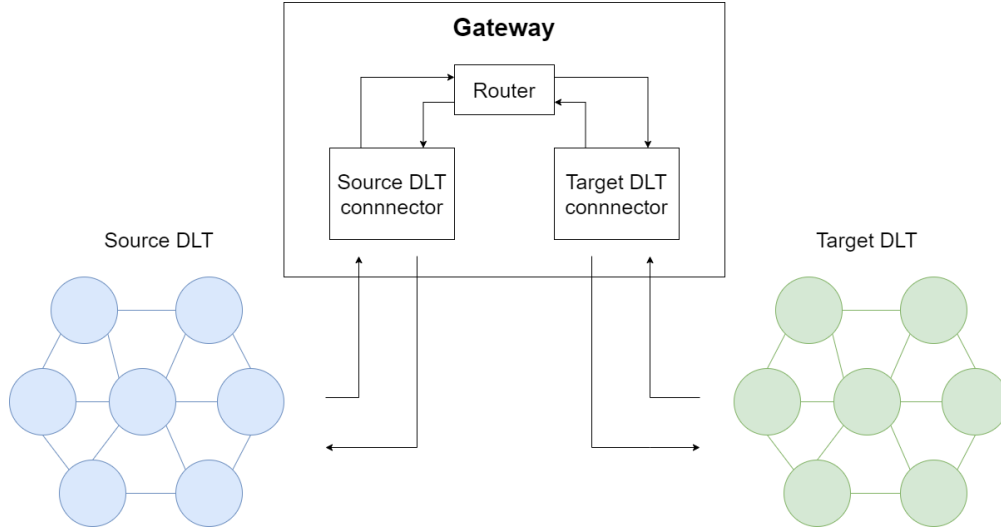


Figure 10: Gateway-based interoperability solution

4.2.2 Router component

The Router component has the responsibility of routing messages received from a connector to the corresponding destination (also a connector component), without changing its content. In order to perform this task, the Router follows the Content Based Routing pattern (of the Enterprise Integration Patterns [36]) and uses a static DLT discovery mechanism [9]. Whenever a message arrives to the Router, it will check the target DLT name provided on the message and with this value, the Router will query its local registry and get the connector address. With this address the Router will redirect the message to the target connector's address. Section 5 will explain the details regarding this behaviour and an example of the registry and message is provided on Listing 1 and Listing 8.

4.3 Main interactions

Interoperability between a source DLT and a target DLT using the proposed solution is achieved through the following interactions:

1. The source DLT registers a transaction and sends an event addressed to its connector. This event includes information of the target DLT and business data.
2. The source DLT's connector receives the event and sends it to the router.
3. The router receives the message, gets the name of the target DLT from the message, checks the DLT connectors registry and sends it to the target DLT's connector.
4. The target DLT connector receives the message and sends it to the target DLT.
5. The target DLT receives the message and invokes a smart contract on the target DLT.

4.4 Compliance with design principles

In order to comply with the design principles described in Section 4.1, a key decision was to design the router and connectors as independent components, that communicate using HTTP endpoints:

- DLT heterogeneity: DLT may be implemented with different technologies. Designing the three components as a monolith would have limited DLT integrations. The connector is tightly coupled with the DLT and provides an abstraction to the Router and the rest of the Connectors components. This design decision enables different types of DLT behaviours, as the Connector adapts to its own DLT and standardize the interactions with the Router.
- DLT independence: Connectors may evolve as the DLT evolves. As this behaviour is encapsulated in the Connector, it does not affect the overall solution. By having the connector as an independent piece of software, it can evolve independently of the rest of the components as long as it follows the interface defined in Section 4.

- Non-invasive: The proposal does not require modifications on the DLT source code, as Connectors and Routers are external components to the DLT. The unique restriction is that DLT have to be able to emit events that can be listened by the Connectors and have support for smart contracts to receive messages.
- Technology agnostic: The use of standard protocols to implement cross-chain interactions, enables the development of Connectors using the most suitable technology according to the corresponding DLT.

As already mentioned in Section 4.1, decentralisation and preservation of DLT properties are design principles that were left out of scope of this work. In particular, the proposal follows a centralised approach and does not tackle identity, authorisation and data privacy requirements of permissioned blockchains.

4.5 Connectors and router interfaces

The solution defines interfaces for connectors and the router, which are described in the following subsections.

4.5.1 Connectors interface

Connector components must expose an interface to receive messages from the Router. In particular, connectors must expose an HTTP endpoint to receive requests using the POST method, containing a payload with the structure described in Table 1.

Table 1: Connector’s common data format

Field	Type	Description
targetContract	String	Contains the name of the target smart contract on the target DLT.
data	Any	Contains the payload message with the data to be sent to the smart contract on the target DLT (e.g. its input parameters).

4.5.2 Router interface

The Router component must expose an interface to receive messages from connectors.

In particular, the router must expose an HTTP endpoint to receive requests using the POST method, containing a payload with the structure described in Table 2

Table 2: Router’s common data format

Field	Type	Description
targetBlockchain	String	Contains the name of the target DLT to which the message must be redirected to.
targetContract	String	Contains the name of the smart contract on the target DLT.
data	Any	Contains the payload message with the data to be sent to the smart contract.

5 Implementation and assessment

The proposed solution was assessed through the implementation of a prototype, the development of a case scenario and the validation against two interoperability frameworks. The prototype, which is described in Section 5.1, constitutes a reference implementation for the solution. The development of the case scenario, which is described in Section 5.2, enabled a functional assessment of the proposal within the social security scenario presented in Section 3. Section 5.4 provides a postmortem interoperability assessment by applying the interoperability framework presented in Section 2.6. Section 5.3 presents the evaluation of the proposed solution using the LCIM framework. These three approaches, the prototype, development of the case scenario and the two interoperability assessments, provide a step forward towards the technical feasibility assessment of the proposal.

5.1 Reference implementation prototype

This section describes implementation details of the prototype, which provides a reference implementation for the solution. In particular, the prototype enabled the interoperability of two DLT: Hyperledger Fabric and Corda. Further details of the implementation as well as its source code are available online⁶.

Fig. 11 presents the architecture of the prototype. In this case, the Gateway is composed of: i) the Router, ii) the Hyperledger Fabric Connector, and iii) the Corda Connector.

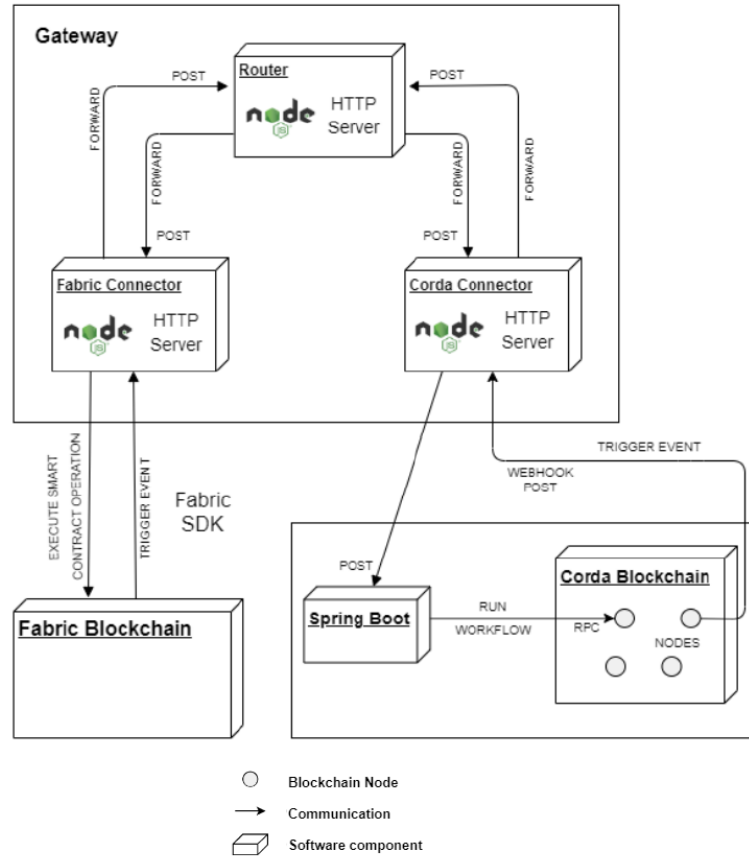


Figure 11: Prototype architecture [15]

The Router component is implemented using Node.js and follows the specification defined in section 4.5. It has a static blockchain registry implemented as a configuration file (similar to the one presented in Listing 1), that enables the routing of messages to the Connectors. The Router inspects messages and redirect them (without modifications) to the target blockchain specified in their payload.

```
{
  "blockchains": {
    "fabric": {
      "connectorHost": "localhost",
      "connectorPort": "3001",
    },
    "corda": {
      "connectorHost": "localhost",
      "connectorPort": "3002"
    }
  }
}
```

Listing 1: Router blockchain registry

The Hyperledger Fabric connector is implemented using Node.js and Hyperledger Fabric SDK. The SDK is used to listen to the DLT events and to send messages to a specific smart contract on the DLT. Listing 2 presents the code of the connector that listens events and generates a message for the router component. On the other hand, Listing 3 depicts the code of the connector that receives the Router's messages and invokes the social security smart contract.

⁶<https://gitlab.fing.edu.uy/open-lins/blockchain-interoperability>

The Corda connector is also implemented with Node.js. As Corda does not provide an SDK, the prototype uses the Spring Boot⁷ server provided by Corda with the purpose of interacting with this platform. This server provides HTTP endpoints that listen to messages, process them and send them to Corda through RPC messages. In order to receive Corda events, the connector exposes a webhook that Corda Flows invoke. Listing 5 depicts the code of the connector that receives the messages from the Spring Boot component and sends them to the Router component, while Listing 5 presents how the connector manages the Router messages and sends them to Corda.

```

async listenBlockchainEvents() {
  // listen events on fabric blockchain
  const network = await this.fabricGateway.getNetwork(
    config.blockchains.fabric.fabricChannel);
  const contract = network.getContract(
    config.blockchains.fabric.fabricContract);
  const remoteEvent = config.blockchains.fabric.fabricRemoteRequestEvent;

  await contract.addContractListener('listener', remoteEvent,
    this.eventReceivedFromFabric.bind(this));
}

eventReceivedFromFabric(err, event, blockNumber, transactionId, status) {
  this.println('Event received from fabric blockchain');

  if (err) {
    console.error(err);
  } else if (status == 'VALID') {
    const eventData = this.getDataFromFabricEvent(event);
    console.log(eventData);

    this.sendEventToRouter(eventData);
  }
}

sendEventToRouter(event) {
  const options = {
    host: config.router.endpoint,
    path: '/',
    port: config.router.port,
    method: 'POST'
  }

  this.callEndpoint(options, JSON.stringify(event))
    .then(() => {
      console.log('\nEvent sent to router properly');
    })
    .catch(err => {
      console.error('\nAn error occurred while trying to send the event to the router');
      console.error(err);
    });
}

```

Listing 2: Hyperledger Fabric connector listening to events and sending them to Router component.

```

eventReceivedFromRouter(requestBody, response) {
  let event = JSON.parse(requestBody);
  let resp = {
    success: true
  }

  response.writeHead(200, {"Content-Type": "application/json"});
  response.write(JSON.stringify(resp));
  response.end();
  this.sendEventToFabricBlockchain(event);
}

async sendEventToFabricBlockchain(event) {
  // notifies fabric blockchain about the received event
  const network = await this.fabricGateway.getNetwork(config.blockchains.fabric.fabricChannel);
  const contract = network.getContract(event.targetContract);
  const receiveEvtOper = config.blockchains.fabric.fabricReceiveEventOperation;

  await contract.submitTransaction(receiveEvtOper, JSON.stringify(event.data));
}

```

Listing 3: Hyperledger Fabric connector listening to messages from the Router and sending them to the DLT.

⁷<https://spring.io/projects/spring-boot>

```

eventReceivedFromCorda(event) {
    console.log(event);
    this.sendEventToRouter(event);
}

async sendEventToRouter(event) {
    try {
        const response = await axios.post(config.router.endpoint, event);
        console.log('\nEvent sent to router properly');
    } catch(error) {
        console.error('\nAn error occurred while trying to send the event to the router\n');
    }
}

```

Listing 4: Corda connector listening to messages from the Spring Boot component and sends them to the Router.

```

eventReceivedFromRouter(event) {
    this.printLine('Event received from router');
    console.log(event);
    this.sendEventToCorda(event);
}

async sendEventToCorda(event) {
    try {
        const response = await axios.post(config.blockchains.corda.cordaEndpoint, event);
    } catch(error) {
        console.error('\nAn error occurred while trying to send the event to Corda\n', error);
    }
}

```

Listing 5: Corda connector listening to messages from the Router and sends them to the Spring Boot component.

5.2 Development of case scenario

This section describes how the proposed solution and the prototype were used within the social security scenario presented in Section 3. In particular, the development of the case scenario involved: i) implementing smart contracts for each of the DLT, and ii) performing requests/responses of information.

5.2.1 Smart contracts

Listing 6 shows the smart contract that was implemented in Hyperledger Fabric to send events to the connector.

```

async notifyInformationExchange(ctx, informationExchange) {
    // notifies corda blockchain about an information exchange between a country from fabric blockchain
    // and another one from corda
    let remoteEvent = new RemoteEvent()

    informationExchange.sourceBlockchain = 'fabric'
    informationExchange.sourceContract =
        'socialSecurityExchange'

    remoteEvent.setTargetBlockchain('corda')
    remoteEvent.setTargetContract('SocialSecurityExchange')
    remoteEvent.setEventData(informationExchange)

    this.sendRemoteEvent(ctx, remoteEvent)
}

```

Listing 6: Hyperledger Fabric smart contract: send event.

Regarding Corda, RemoteFlow and SSFlow were used for integration. RemoteFlow was used to process incoming messages to Corda and SSFlow was used to process cross-chain transactions initiated in Corda. Listing 7 shows how Corda SSFlow notifies the transaction (sends an event) after it is confirmed to the Corda Connector.

5.2.2 Request / Response of information

Listing 8 and Table 3 present an example of a query request message sent from the Hyperledger Fabric connector to the Router. This same message is redirected from the Router to the Corda connector. The destination of this query request message is specified on the target targetBlockchain and targetContract fields. In this example, is the SocialSecurityExchange smart contract on the Corda blockchain platform.


```
// Signing the transaction.
SignedTransaction signedTx = serviceHub.signInitialTransaction(txBuilder);

try {
    getLogger().info("Forwarding transaction to peers");
    subFlow(new FinalityFlow(signedTx, sessions));
    getLogger().info("Transaction signed by all peers");
} catch (FlowException e) {
    //Process exception
}

getLogger().info("Triggering cross-chain event");
RemoteSSTxService service = serviceHub.cordaService(RemoteSSTxService.class);
service.notifyRemoteTx(outputState, signedTx);
```

Listing 7: Corda SSFlow notifying the confirmed transaction.

```
{
    "targetBlockchain": "corda",
    "targetContract": "SocialSecurityExchange",
    "data": {
        "requestID": "nj23r23js",
        "senderInstitution": "ESP",
        "receiverInstitution": "URU",
        "requestType": "WorkedPeriods",
        "requestDate": "Sun Jun 27 2021 14:51:52 GMT+0000 (UTC)",
        "expectedReplyDate": "15/07/2021",
        "status": "pending",
        "messageType": "request",
        "packageHash": "323zczAl",
        "sourceBlockchain": "fabric",
        "sourceContract": "socialSecurityExchange"
    }
}
```

Listing 8: Query operation: request message

Table 3: Query request message fields

Field	Description
requestID	ID of the request message.
senderInstitution	It is the country that makes the request.
receiverInstitution	It is the destination of the request.
requestType	Specifies the type of the message request.
requestDate	Specifies the date the request is made.
expectedReplyDate	Specifies the expected response due date.
messageType	Specifies if the message is a request or response.
packageHash	Specifies the hash related to the off-chain request made by the countries.
sourceBlockchain	Specifies the source blockchain that made the request.
sourceContract	Specifies the source smart contract name on the source blockchain.

In addition, Listing 9 and Table 4 present an example of response message of the query operation.

```
{
    "targetBlockchain": "corda",
    "targetContract": "SocialSecurityExchange",
    "data": {
        "messageType": "response",
        "requestID": "nj23r23js",
        "packageHash": "sd923CSACA",
        "responseDate": "Sun Jun 27 2021 15:13:02 GMT+0000 (UTC)",
        "sourceBlockchain": "fabric",
        "sourceContract": "socialSecurityExchange"
    }
}
```

Listing 9: Query operation: response message

Table 4: Query response message fields

Field	Description
requestID	This is the ID of the request message that this response is correlated to.
packageHash	Specifies the hash related to the off-chain response made by the country.
responseDate	Specifies the date when the response is sent.
messageType	Specifies if the message is a request or response.

5.3 Interoperability analysis

The proposed solution was analysed using the LCIM model presented in Section 2.5. After the analysis, this work founds that the extension proposed by Pillai et al. did not consider distributed ledger technologies like Hyperledger Fabric or Corda. For example, these blockchains do not share the same ledger structure and could not achieve further interoperability than level 2. However the third party involved in this level (that enables the exchange of messages) can provide transformation capabilities (as the proposed in this work), to solve this heterogeneity. Considering this, this work proposes to relax the definition of level 2 and provide a new definition to consider distributed ledgers. At Level 2, distributed ledger technologies may share the same data structure or there exists a function f_1 that allows to transform a transaction from the source distributed ledger format to target distributed ledger format. On the other hand, f^{-1} allows to transform a transaction from the target distributed ledger format to the source distributed ledger format.

Considering the aforementioned modification to the model, the proposed solution achieved level 4 of interoperability. The gateway fulfilled level 1, as DLT emit events to send messages between them and they provide smart contracts as interfaces to listen to them. Hyperledger Fabric uses native protocols to emit events and send messages to smart contracts, while Corda relies on http calls for these tasks. Level 2 is satisfied besides Hyperledger Fabric and Corda have different syntax for blocks and transactions. The gateway provides the transformation capabilities to adapt the message heterogeneity's between them. The reader may note that the gateway did not provide proofs nor a verification process for incoming transactions and solve the data access and acceptance problem. However, as the gateway is a trusted software and considered for private or consortium scenarios, it is considered acceptable. Level 3 is achieved as smart contracts on each DLT provide the semantic capabilities to understand the meaning of the exchanged messages. Level 4 is reached as the proposed gateway allows a source DLT to invoke smart contracts (functions) on a target DLT. Level 5 is not achieved as DLT are not aware about state changes between them.

5.4 Interoperability design decision analysis

This section describes the application of the CBIDD assessment framework presented in section 2.6 to the proposed gateway. This framework has been recently developed to help stakeholders in the design of blockchain interoperability solutions and could not be used for the development of this work. However, it serves as a postmortem assessment to validate the suitability of the proposed solution to the applied scenario.

The first stage of the framework requires the identification and selection of the value type of the scenario. This value type is data, as two social security organisations needs to exchange social security data between them. The second stage requires the identification of the integration goal which, in this case, is data exchange. The third stage requires to identification of the integration approach. The proposed solution follows a centralised approach, as there is only one entity that controls the integration process. The gateway is responsible for listening to events on the source blockchain and invoke smart contracts in the target blockchain. Since social security organisations trust each other, it is suitable to choose a centralised approach. The fourth step requires the selection of the integration mode. The proposed solution uses the bridge mode proposed by the assessment framework as there are gateway nodes that monitor the blockchains and perform computations on them based on these monitoring. Finally, the fifth step requires the selection of the integration protocol, where a custom protocol is proposed and used.

5.5 Discussion

This section presented implementation details of the prototype, its application to a social security scenario and an interoperability assessment using two interoperability assessment frameworks: LCIM model and CBIDD. These elements constitute a step forward towards the assessment of the gateway-based interoperability solution and its evolution.

The prototype constitutes a reference implementation for the proposal, providing the necessary information to understand and evolve the solution. The prototype confirms the technical feasibility of achieving interoperability between two DLT using a gateway-based interoperability solution. In particular, platform-to-platform interoperability between Hyperledger Fabric and Corda. Finally, it confirms that the solution can be implemented using built-in features of both DLT, not requiring new features nor modifications on their source code.

The application of the proposal on a social security scenario enabled a functional validation of the proposal and a progress in the technical feasibility evaluation. Regarding the functional validation, it was possible to create requests and responses of information from both consortiums. With respect to the technical feasibility, we confirmed that the solution can be applied in a specific scenario, only requiring the development of smart contracts to send events and receive requests of information.

The LCIM evaluation framework allowed us to characterise our gateway solution according to the level of interoperability it may enable between these two DLT. The gateway enabled a high level of interoperability, reaching level 4 of the LCIM model. A higher level of interoperability (level 5) requires sharing the state model between blockchains, that our gateway-based solution does not support yet. On the other hand, the CBIDD framework allowed us to make a postmortem assessment of the interoperability approach, showing the suitability of the proposal.

The experimentation has some limitations as it does not consider identity management, data privacy nor authorisation management, which are main properties of DLT, as presented in Section 2.1. In addition, the proposed solution assumes trust in the gateway, which is tolerable on a consortium or private interoperability scenario. Furthermore, our gateway solution is not a reusable solution and must be generated for each pair of DLT within a specific scenario. Finally, the LCIM model is suitable for blockchains platforms but it could not be applied directly on distributed ledgers technologies. We adapted the model to be applied for Corda and Hyperledger Fabric, but further analysis needs to be performed to consider other DLT and provide a more exhaustive evaluation.

To sum up, we confirm that it is possible to achieve platform-to-platform interoperability between Hyperledger Fabric and Corda blockchains using a gateway-based interoperability solution on a specific case scenario, without considering identity management, data privacy and authorisation management properties of these DLT.

6 Related work

Hardono et al. [13] presented a theoretical blockchain interoperability reference architecture based on the internet architecture design. The work proposed interoperability between blockchain platforms through blockchain gateways and trust domains. It defines intra-domain and inter-domain nodes, being the first ones required for the proper operation of the blockchain (e.g. full nodes, miners), while the second ones enable cross-chain transactions. Our work is inspired by this architecture and goes a step forward, providing a practical implementation with a detailed design and source code for DLT interoperability.

Abebe et al. [3] proposed a trusted relay solution to provide interoperability between two homogeneous DLT implemented with Hyperledger Fabric. The solution is based on system smart contracts (i.e. Configuration Management, Data Exposure and Data Verification) for data transfer cross-chain transactions. DLT discovery is accomplished by the Configuration Management smart contract, while the Data Exposure smart contract enforces authorisation policies and defines which data can be queried on the ledger and by whom. The Data Verification smart contract is used to validate incoming data from an external source, by verifying the source DLT consensus protocol proofs. End-to-end data encryption is applied in order to avoid the trusted relay to have access to confidential data, which is decrypted on arrival on the target DLT. Business applications use the trusted relays to query data of other DLT and save them after proofs validation. The main difference with our work is that our proposal provides a platform-to-platform blockchain interoperability solution, instead of a business application to blockchain platform interoperability solution. The source of our cross-chain transactions are smart contracts inside a DLT and not external business applications. Additionally, our proposal provides a solution for heterogeneous DLT (e.g. Hyperledger Fabric and Corda), not only homogeneous permissioned interoperability. Our work can benefit from this paper with respect to the approaches for DLT discovery, authorisation and verification of cross-chain transactions.

Abdullah et al. [37] proposed the Chain-Net framework inspired on the internet to enable interoperability across heterogeneous blockchains. The proposed framework was based on gateway modules that are considered part of the blockchain architecture. The authors presented a prototype based on Ethereum Virtual Machines blockchains that served as proof of concept. The prototype was analysed regarding security, scalability and costs. Our approach shares similarities with this work, as it is based on gateways to enable DLT interoperability, although, our work follows a different design and considers gateways as an external

component of the DLT. Despite the Chain-Net framework was proposed for heterogeneous blockchains, permissioned blockchain properties are not discussed nor considered (e.g. identity, authorisation). Our approach explicitly left them out of scope as they required further analysis. We consider our work can be improved by considering security and scalability analysis as the ones presented in this work.

Hyperledger Cactus is a framework that enables business applications to achieve interoperability with heterogeneous DLT [11]. Through its extensible plugin architecture, Cactus enables the integration of different DLT and nowadays supports Hyperledger Fabric, Hyperledger Besu, Corda and Quorum. Interoperability validators enable Cactus to validate cross-chain transactions and its business logic plugin enables developers to add custom business logic to develop coordinated operations. Cactus is an advanced trusted relay solution for business application to blockchain platform interoperability. We follow a different approach trying to achieve platform-to-platform interoperability.

Scheid et al. proposed Bifröst [12] which provides an API that enables business applications to communicate with heterogeneous DLT on a standardised way. Its functionality is focused on connectivity and integration, leaving out of scope cross-chain transaction verification and identity management, among others. Bifröst supports a wide variety of DLT: EOS, Corda, Hyperledger Fabric, Stellar, Bitcoin, Ethereum, IOTA and Multichain. Compared to our proposal, we understand Bifröst is a business application to blockchain platform interoperability solution.

Falazi et al work on SCIP [38] defined a message specification and provided a prototype implemented over Hyperledger Fabric and Ethereum, supporting connectivity and integration of both DLT. Cross-chain transaction verification, identity and authorisation is not tackled and the work supported the following operation types: invocation, subscription, unsubscription, query and callback. Compared to our proposal, we understand that SCIP is a business application to blockchain platform interoperability solution.

Cosmos [26] and Polkadot [27] are two blockchain of blockchains interoperability solutions that follow similar approaches. In Cosmos, each blockchain is called a Cosmos Zone and the first connected blockchain is called Cosmos Hub. The Hub connects to other zones using the IBC protocol and tracks the different token types and records the number of tokens existing in each zone. Cosmos uses a DPoS consensus protocol. On the other hand, in Polkadot, blockchains are called parachains. Each parachain is connected to each other by the Polkadot Relay Chain: a chain that is responsible for the security of the network, for applying the consensus protocol and for blockchain interoperability. Bridges enable external blockchain networks (e.g. Bitcoin, Ethereum) to be connected to Polkadot and enable communication with the parachains. Both approaches provide a blockchain platform to blockchain platform interoperability solution, but follow a different approach than our work. Blockchain of blockchains solutions require changes on the blockchain source code. Our work follows a non-invasive approach and tries to achieve the same results with a more simple solution.

Polygon PoS Bridge [39] is an interoperability solution based on sidechain/relays, that allows to move assets from Ethereum to Polygon blockchain and vice-versa. Polygon PoS Bridge considers the atomic and consistency properties of ACID to move assets from one blockchain to the other. Besides this, Polygon PoS Bridge is a specific interoperability solution for asset transfer mode and does not support other DLT. Our proposal is specific for DLT interoperability using data transfer mode.

Finally, Hardjono [14] extends the work of Hardjono et al. [13] and presented a reference architecture for a gateway interoperability solution. He defined the design principles and properties required for cross-chain transaction support and proposes an atomic unidirectional gateway protocol. It also discussed the challenges that this type of solution needs to solve regarding gateway identity, gateway crash recovery, gateway discoverability as well as extinguish and regeneration of assets. Unfortunately, this work lacks of a prototype that enable the validation of the approach. Our work may be considered as a simplified version of this approach, as a first step and basis to extend and apply it.

7 Conclusions and future work

In recent years, organizations started building consortium blockchains to improve their business processes. They consider blockchain as a suitable technology that guarantees immutability, confidentiality, and availability of a common data source to every party in the consortium. Although there have been significant developments improving blockchain platforms, they still operate independently from each other and cannot be integrated easily, leading to information silos.

Interoperability is not a built-in feature of blockchain platforms. Nevertheless, some initial blockchain interoperability solutions have been developed in cryptocurrency scenarios. However, they do not directly apply to every distributed ledger as they do not share the same properties on ledger treatment. Although some work has been done, DLT interoperability still needs further research.

This paper proposes a gateway-based approach to address the challenges on DLT interoperability. Exist-

ing related work focus on achieving interoperability between business applications and multiple blockchain platforms instead of achieving interoperability between two or more DLT. Some theoretical approaches are defined but, to the best of our knowledge, none of them provides a detailed design and a reference implementation as our work.

Addressing design issues constitutes one of the main contributions of this paper, which provides a detailed design of the gateway as well as the specification of the interactions and interfaces of components required to achieve platform-to-platform interoperability. We also developed a data transfer prototype in the social security area to validate the approach, achieving interoperability between two DLT: Corda and Hyperledger Fabric. The proposal was evaluated using two interoperability frameworks: LCIM and CBIDD. The evaluation through the LCIM model resulted in a partially achievement of level 4, while the evaluation through CBIDD confirmed that the right decisions were made in the design and implementation of the proposal.

The gateway solution presented in this paper is still preliminary and supports certain degree of interoperability based on the LCIM model evaluation. However, verification and validation of DLT transactions is still pending. This preliminary results constitutes a step forward to implement platform-based interoperability using DLT.

Future work includes its evolution to complete the design principles not covered in this work: preserving blockchain properties and decentralisation. In particular, we plan to address transaction validations, data privacy, identity and authorisation management. Data consistency between cross-blockchain transactions is another future work. Furthermore, model driven development may be applied for the generation of the gateway for two pair of given blockchains.

Acknowledgment

Guzmán Llambías was supported by Pyxis.

References

- [1] S. Nakamoto, “Bitcoin: A peer-to-peer electronic cash system,” 2009, (accessed Feb. 2023). [Online]. Available: <http://www.bitcoin.org/bitcoin.pdf>
- [2] V. Buterin, “Ethereum: A next-generation smart contract and decentralized application platform,” 2014, (accessed Aug. 2022). [Online]. Available: <https://ethereum.org/en/whitepaper/>
- [3] E. Abebe, D. Behl, C. Govindarajan, Y. Hu, D. Karunamoorthy, P. Novotny, V. Pandit, V. Ramakrishna, and C. Vecchiola, “Enabling enterprise blockchain interoperability with trusted data transfer (industry track),” in *Proceedings of the 20th International Middleware Conference Industrial Track*, Davis, CA, USA, Dec. 2019, p. 29–35. [Online]. Available: <https://doi.org/10.1145/3366626.3368129>
- [4] E. Androulaki, A. Barger, V. Bortnikov, C. Cachin, K. Christidis, A. De Caro, D. Enyeart, C. Ferris, G. Laventman, Y. Manevich, S. Muralidharan, C. Murthy, B. Nguyen, M. Sethi, G. Singh, K. Smith, A. Sorniotti, C. Stathakopoulou, M. Vukolić, S. W. Cocco, and J. Yellick, “Hyperledger fabric: A distributed operating system for permissioned blockchains,” in *Proc. 13th EuroSys Conf.*, Porto, Portugal, April 2018, pp. 1–15. [Online]. Available: <https://doi.org/10.1145/3190508.3190538>
- [5] R. G. Brown, J. Carlyle, I. Grigg, and M. Hearn, “Corda: An introduction,” 2016, (accessed Aug. 2022). [Online]. Available: <https://docs.r3.com/en/pdf/corda-introductory-whitepaper.pdf>
- [6] R. Belchior, A. Vasconcelos, S. Guerreiro, and M. Correia, “A survey on blockchain interoperability: Past, present, and future trends,” *ACM Comput. Surv.*, vol. 54, no. 8, pp. 1–41, Oct. 2021. [Online]. Available: <https://doi.org/10.1145/3471140>
- [7] V. A. Siris, P. Nikander, S. Voulgaris, N. Fotiou, D. Lagutin, and G. C. Polyzos, “Interledger approaches,” *IEEE Access*, vol. 7, pp. 89 948–89 966, Jul. 2019. [Online]. Available: <https://doi.org/10.1109/ACCESS.2019.2926880>
- [8] T. Koens and E. Poll, “Assessing interoperability solutions for distributed ledgers,” *Pervasive and Mobile Computing*, vol. 59, p. 101079, Oct. 2019. [Online]. Available: <https://doi.org/10.1016/j.pmcj.2019.101079>

- [9] H. Tam Vo, Z. Wang, D. Karunamoorthy, J. Wagner, E. Abebe, and M. Mohania, “Internet of blockchains: Techniques and challenges ahead,” in *2018 IEEE International Conference on Internet of Things and IEEE Green Computing and Communications and IEEE Cyber, Physical and Social Computing and IEEE Smart Data*, Halifax, NS, Canada, Aug. 2018, pp. 1574–1581. [Online]. Available: <https://doi.org/10.1109/Cybermatics.2018.2018.00264>
- [10] R. Belchior, A. Vasconcelos, M. Correia, and T. Hardjono, “Hermes: Fault-tolerant middleware for blockchain interoperability,” *Future Generation Computer Systems*, vol. 129, pp. 236–251, Apr. 2022. [Online]. Available: <https://doi.org/10.1016/j.future.2021.11.004>
- [11] H. Montgomery *et al.*, “Hyperledger cactus whitepaper,” 2022, (accessed Feb. 2023). [Online]. Available: <https://github.com/hyperledger/cactus/blob/main/whitepaper/whitepaper.md>
- [12] E. J. Scheid, T. Hegnauer, B. Rodrigues, and B. Stiller, “Bifröst: a modular blockchain interoperability api,” in *IEEE 44th Conference Local Computer Networks*, Osnabrueck, Germany, Feb. 2019, pp. 332–339. [Online]. Available: <https://doi.org/10.1109/LCN44214.2019.8990860>
- [13] T. Hardjono, A. Lipton, and A. Pentland, “Toward an interoperability architecture for blockchain autonomous systems,” *IEEE Transactions on Engineering Management*, vol. 67, no. 4, pp. 1298–1309, Nov. 2020. [Online]. Available: <https://doi.org/10.1109/TEM.2019.2920154>
- [14] T. Hardjono, “Blockchain gateways, bridges and delegated hash-locks,” 2021, (accessed Feb. 2023). [Online]. Available: <https://arxiv.org/abs/2102.03933>
- [15] B. Bradach, J. Nogueira, G. Llambías, L. González, and R. Ruggia, “A gateway-based interoperability solution for permissioned blockchains,” in *2022 XLVIII Latin American Computer Conference (CLEI)*, Armenia, Colombia, Oct. 2022, pp. 1–10. [Online]. Available: <https://doi.org/10.1109/CLEI56649.2022.9959907>
- [16] G. Llambías, L. González, and R. Ruggia, “Blockchain interoperability: a feature-based classification framework and challenges ahead,” *CLEI Electron. J.*, 2023, in revision for minor changes.
- [17] X. Xu, I. Weber, and M. Staples, *Architecture for blockchain applications*. New York, NY, USA: Springer Cham., 2019.
- [18] Z. Zheng, S. Xie, H.-N. Dai, X. Chen, and H. Wang, “Blockchain challenges and opportunities: A survey,” *Int. J. Web Grid Serv.*, vol. 14, no. 4, pp. 352–375, Jan. 2018.
- [19] “Iso 22739:2020. blockchain and distributed ledger technologies — vocabulary,” (accessed Feb. 2023). [Online]. Available: <https://www.iso.org/standard/73771.html>
- [20] R. Belchior, L. Riley, T. Hardjono, A. Vasconcelos, and M. Correia, “Do you need a distributed ledger technology interoperability solution?” *Distrib. Ledger Technol.*, Sep. 2022, just Accepted. [Online]. Available: <https://doi.org/10.1145/3564532>
- [21] B. Pillai, K. Biswas, Z. Hóu, and V. Muthukkumarasamy, “Cross-blockchain technology: Integration framework and security assumptions,” *IEEE Access*, vol. 10, pp. 41 239–41 259, Apr. 2022. [Online]. Available: <https://doi.org/10.1109/ACCESS.2022.3167172>
- [22] J. Nick, A. Poelstra, and G. Sanders, “Liquid: A bitcoin sidechain,” May 2020, (accessed Feb. 2023). [Online]. Available: <https://blockstream.com/assets/downloads/pdf/liquid-whitepaper.pdf>
- [23] BTC Relay, “A bridge between the bitcoin blockchain & ethereum smart contracts,” (accessed Feb. 2023). [Online]. Available: <http://btcrelay.org/>
- [24] Bitcoin wiki, “Timelock,” (accessed Feb. 2023). [Online]. Available: <https://en.bitcoin.it/wiki/Timelock>
- [25] Bitcoin Wiki, “Hashlock,” (accessed Feb. 2023). [Online]. Available: <https://en.bitcoin.it/wiki/Hashlock>
- [26] J. Kwon and E. Buchman, “Cosmos whitepaper,” 2022, (accessed Feb. 2023). [Online]. Available: <https://v1.cosmos.network/resources/whitepaper>
- [27] Polkadot, “An introduction to polkadot,” 2020, (accessed Feb. 2023). [Online]. Available: <https://polkadot.network/Polkadot-lightpaper.pdf>
- [28] A. Tolk and J. A. Muguirra, “The levels of conceptual interoperability model,” in *Proceedings of the 2003 fall simulation interoperability workshop*, vol. 7, Orlando, FL, USA, Sep. 2003, pp. 1–11.

- [29] M. Robkin, S. Weininger, B. Preciado, and J. Goldman, “Levels of conceptual interoperability model for healthcare framework for safe medical device interoperability,” in *2015 IEEE Symposium on Product Compliance Engineering (ISPCE)*, Chicago, IL, USA, May 2015, pp. 1–8. [Online]. Available: <https://doi.org/10.1109/ISPCE.2015.7138703>
- [30] E. Wassermann and A. Fay, “Interoperability rules for heterogenous multi-agent systems: Levels of conceptual interoperability model applied for multi-agent systems,” in *2017 IEEE 15th International Conference on Industrial Informatics (INDIN)*, Emden, Germany, Jul. 2017, pp. 89–95. [Online]. Available: <https://doi.org/10.1109/INDIN.2017.8104752>
- [31] D. Box, D. Ehnebuske, G. Kakivaya, A. Layman, N. Mendelsohn, H. F. Nielsen, S. Thatte, and D. Winer, “Simple object access protocol (soap) 1.1,” May 2000, (accessed Feb. 2023). [Online]. Available: <https://www.w3.org/TR/2000/NOTE-SOAP-20000508/>
- [32] B. Pillai, K. Biswas, Z. Hóu, and V. Muthukkumarasamy, “Level of conceptual interoperability model for blockchain based systems,” in *2022 IEEE Crosschain Workshop (ICBC-CROSS)*, Shanghai, China, May 2022, pp. 1–7. [Online]. Available: [10.1109/ICBC-CROSS54895.2022.9793328](https://doi.org/10.1109/ICBC-CROSS54895.2022.9793328)
- [33] Ethereum Classic, “Ethereum classic,” (accessed Feb. 2023). [Online]. Available: <https://ethereumclassic.org/>
- [34] C. Goes, “The interblockchain communication protocol: An overview,” Jun. 2020, (accessed Feb. 2023). [Online]. Available: <https://arxiv.org/abs/2006.15918>
- [35] H. Jin, X. Dai, and J. Xiao, “Towards a novel architecture for enabling interoperability amongst multiple blockchains,” in *2018 IEEE 38th Int. Conf. Dist. Comp. Sys.*, Vienna, Austria, Jul. 2018, pp. 1203–1211. [Online]. Available: <https://doi.org/10.1109/ICDCS.2018.00120>
- [36] G. Hohpe and B. Woolf, *Enterprise integration patterns: Designing, building, and deploying messaging solutions*. Boston, MA, USA: Addison-Wesley Professional, 2003.
- [37] S. Abdullah, J. Arshad, and M. Alsadi, “Chain-net: An internet-inspired framework for interoperable blockchains,” *Distrib. Ledger Technol.*, vol. 1, no. 2, Dec. 2022. [Online]. Available: <https://doi.org/10.1145/3554761>
- [38] G. Falazi, U. Breitenbücher, F. Daniel, A. Lamparelli, F. Leymann, and V. Yussupov, “Smart contract invocation protocol (scip): A protocol for the uniform integration of heterogeneous blockchain smart contracts,” in *Advanced Information Systems Engineering*, Grenoble, France, Jun. 2020, pp. 134–149. [Online]. Available: https://doi.org/10.1007/978-3-030-49435-3_9
- [39] Polygon Team, “Introduction to polygon pos,” (accessed Feb. 2023). [Online]. Available: <https://wiki.polygon.technology/docs/develop/getting-started>